

# Guide to the Fleet Witness Mobile App.



## Introducing Fleet Witness: Your Essential Fleet Management Companion

As a fleet owner or manager, your responsibilities often take you far from the confines of your office. No matter where you are, staying connected to your drivers and vehicles is vital for smooth operations and efficiency.

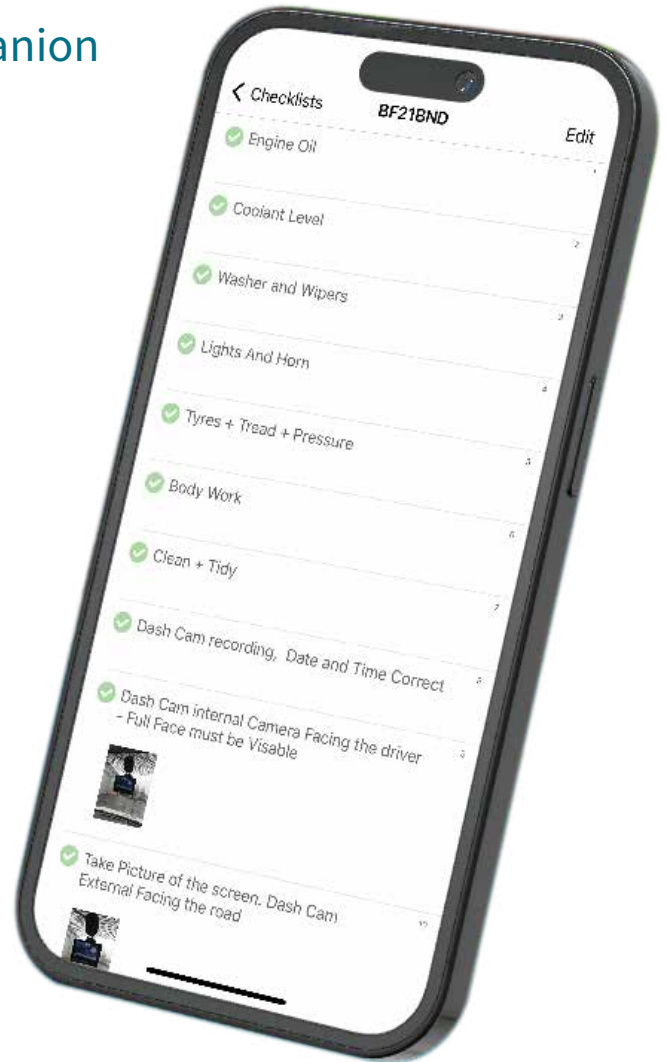
With Fleet Witness, our cutting-edge mobile app exclusively crafted for our esteemed customers, you can seamlessly manage your fleet on-the-go. Accessible on both iPhone and Android devices, this feature-rich app empowers you with real-time insights, allowing you to remain informed and in control at all times.

### Stay Informed, Stay Ahead

Fleet Witness puts real-time vehicle tracking at your fingertips. Now, regardless of your location, you can effortlessly monitor the precise whereabouts of all your vehicles. With driver route maps and behaviour reports accessible anywhere, you have the tools to optimise your fleet's performance, even when you're away from your desk.

### User-Friendly, Data-Rich

Designed with simplicity in mind, Fleet Witness boasts an intuitive interface for smooth navigation. While it provides a wealth of information, the app ensures ease of use and efficiency in managing your fleet while you're on the move.



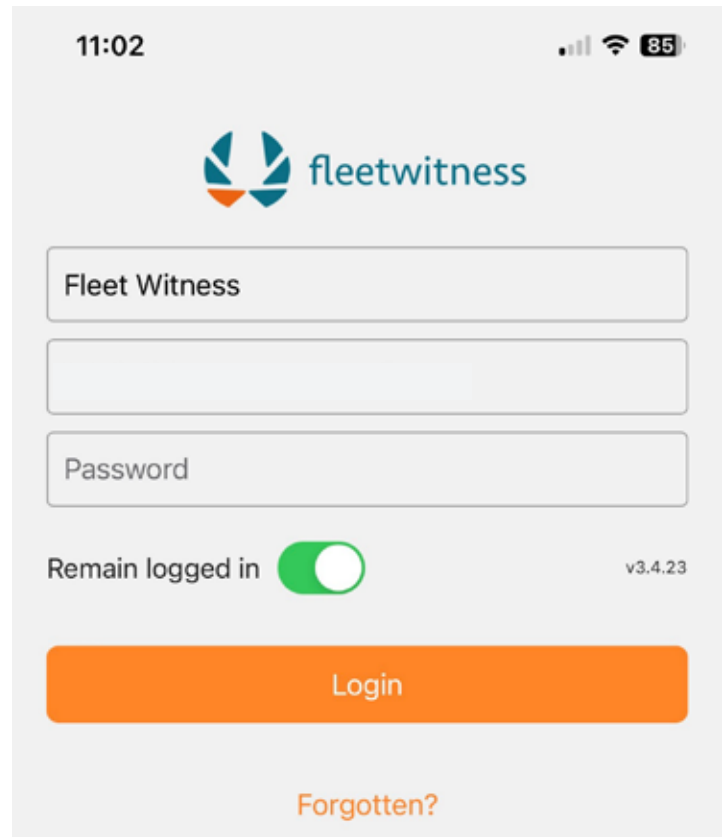
*"Ever since we started using Fleet Witness and their incredible mobile app, our fleet management has taken a giant leap forward. As a business owner constantly on the go, having real-time insights into our drivers' locations and behaviours has been a game-changer. The user-friendly interface makes it a breeze to access route maps and driver performance reports from my smartphone, no matter where I am."*

**Peter Bennett**, MD - Verran Freight

## Logging in and getting setup

To get started with our mobile app, all you need is an Apple or Android device. Simply head over to the Apple Store or Google Play, search for our app (Fleet Witness Live), and hit that download button. The best part is, you won't have to spend a single penny on the download—it's completely free!

Kindly utilise the identical details provided in the welcome email we sent you. This applies to all Fleet Witness account holders, including drivers. For user accounts and configurations, such as permissions, please ensure they are set up through admin accounts on Fleet Witness. Should you have any queries or need further assistance, don't hesitate to reach out to our team. We're here to support you every step of the way!



11:02

fleetwitness

Fleet Witness

Password

Remain logged in

v3.4.23

Login

Forgotten?

## Welcome to Fleet Witness Live

Vehicle and asset tracking made easy

### Hello Robert

A login has been created for you to access Fleet Witness's vehicle tracking and fleet management online application.

**Fleet Witness Live can be installed on a Windows computer by clicking on this link**  
[app.fleetwitness.co.uk/setup.exe](http://app.fleetwitness.co.uk/setup.exe)

Your login details are: Fleet Witness

Company	Fleet Witness
Username	
Password	

Once logged in please change your password as this temporary password will stop working after Wednesday 26 July 2023. You can request a new password using the forgotten password link on

## Tracking With Fleet Witness Live!

Experience the ultimate convenience of keeping a close eye on your fleet, no matter the time or your location, thanks to Fleet Witness Live. Our cutting-edge mobile app brings you an array of powerful features at your fingertips.

## Admin Account Holder Benefits:

Once you log in as an admin account holder, the app's home screen presents an overview of all your vehicles, displaying their locations and statuses. With just a tap, you can access the vehicle's details section from this menu.

You can return to this screen at any time by selecting "Vehicles" from the menu bar.

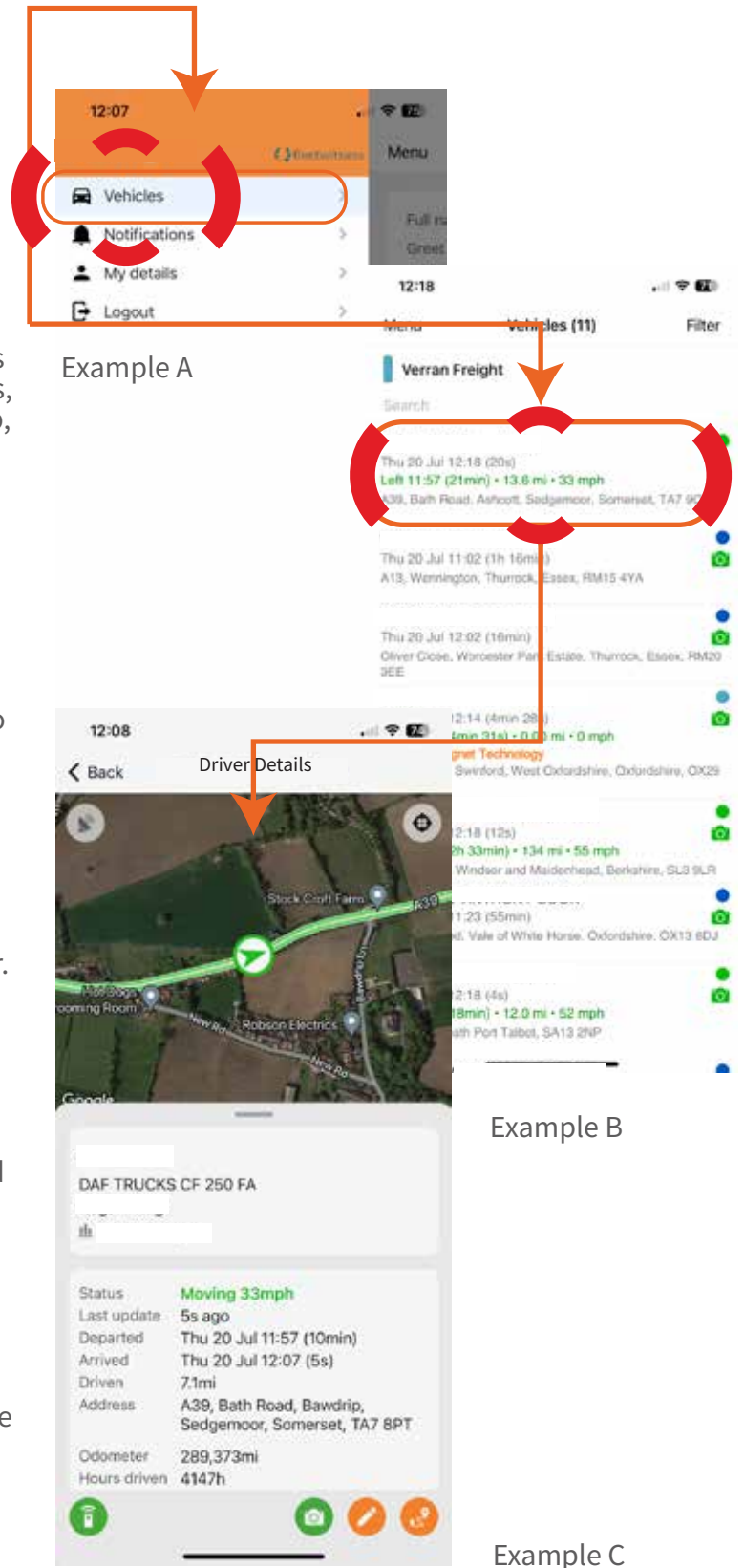
## Driver-Centric Access:

For drivers, we've ensured seamless access tailored to their needs. Drivers will only see the vehicles they are authorised to view, be it just their assigned vehicle or all vehicles if granted access during their account setup. The comprehensive list showcases real-time vehicle statuses, including stationary or traveling, along with speed, direction, addresses, and the latest tracking device reports. You can return to this screen at any time by selecting "Vehicles" from the menu bar.

## Interactive Mapping Views:

When you choose a specific vehicle, you'll be directed to its current location on the map. From there, you can easily switch between the standard map view and satellite view, similar to how you do it in our main tracking application. To access the satellite view, simply use the satellite button located at the top left corner of your screen.

With Fleet Witness Live, fleet management has never been this effortless. Embrace real-time insights and seize control like never before. Stay ahead of the curve and experience the power of seamless tracking in the palm of your hand. Let Fleet Witness Live revolutionise your fleet management experience today!





## Navigating The Menu

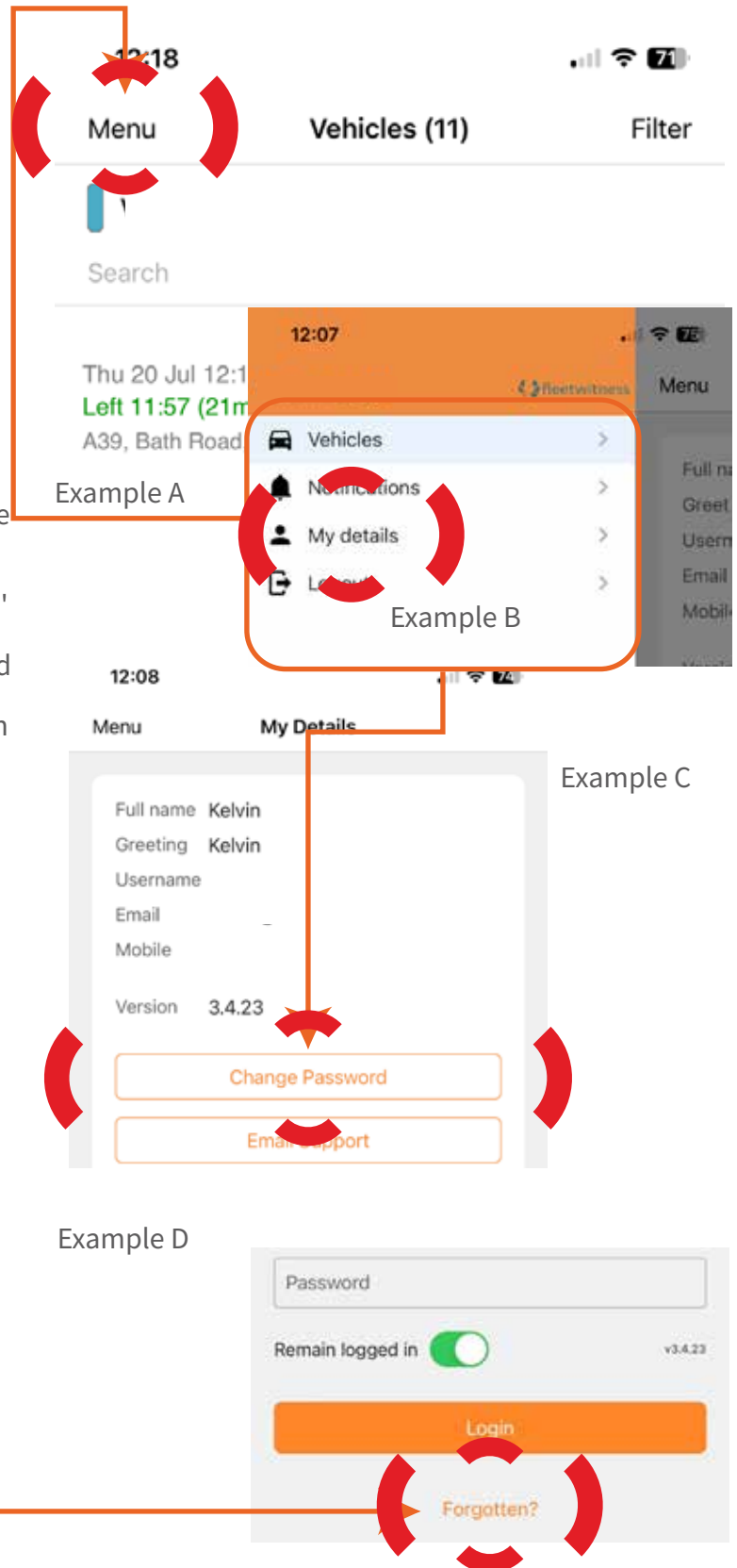
Located on the upper left side of the screen, the 'Menu' text grants you access to a host of features. From viewing all vehicles and notifications to managing your account details, including password changes and logging out, it's all just a tap away. Additionally, you can effortlessly switch between viewing vehicles and drivers, depending on the permissions granted to you and your specific user setup.

## Changing Your Password

If you ever find the need to change your password, the process is straightforward. Start by navigating to the 'Menu' section, which you can easily access by following the instructions titled 'Navigating the menu' mentioned above. Once you have reached the 'Menu' section, a list resembling 'Example B' will be displayed on the right-hand side. Look for and click on the option labelled 'My Details' from this list. You will then be directed to a page where you'll find a button that allows you to change your password. Just click on it, and the system will guide you through the necessary steps with clear on-screen instructions. Follow the prompts, and you'll successfully update your password to the desired one.

## Resetting Your Password

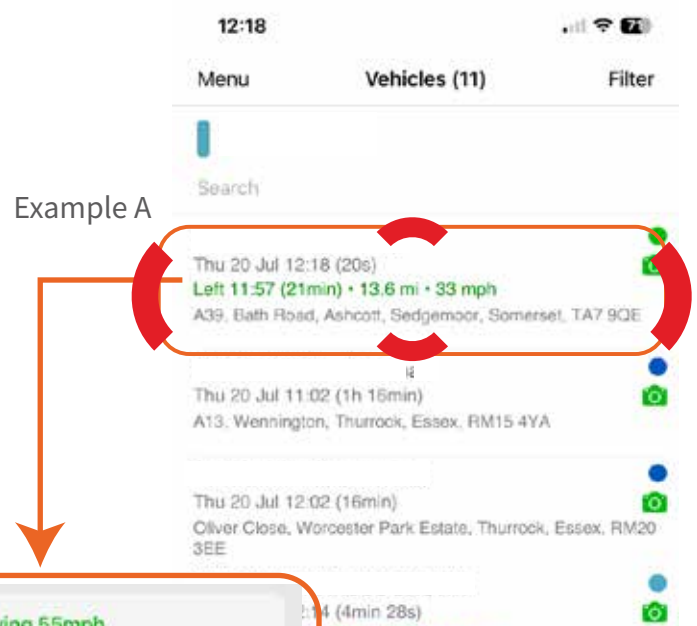
No need to worry if you've forgotten your password. When you open the app, click on the 'Forgotten' option below where you would normally enter your password (See example D). Next, enter the email address associated with your account and submit a password request. Shortly after, you will receive an email containing a temporary password. Use this temporary password to log in. Once logged in, you'll be prompted to change the temporary password to one of your choice. That way, you'll regain access to your account with a new password that you set yourself.



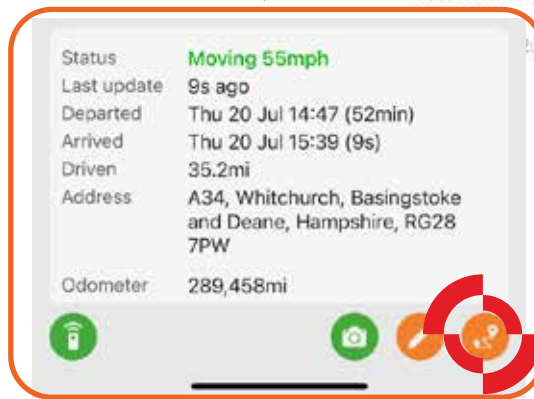
## Journey Reports

The mobile app provides access to historical tracking data as well. To access journey logs, follow these simple steps: First, select a vehicle from the list (example A), and then press the icon at the very bottom right shown in 'example B'. This will display the trips for that vehicle for the day, unless there is no data available for the current date.

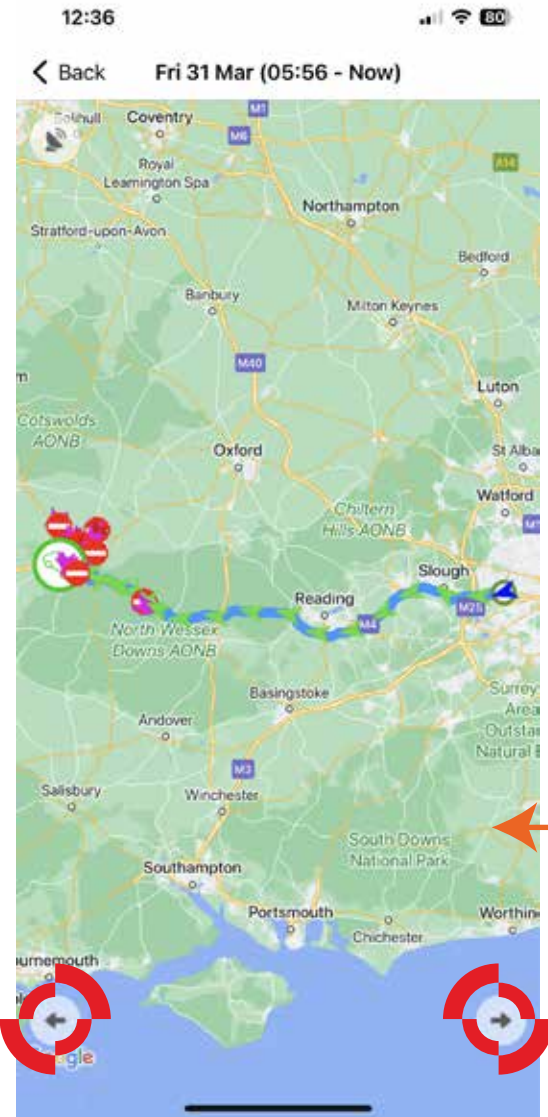
To view trip data for other days, you can easily scroll down the list or through by selecting the left or right arrows located on either side of the map, (See examples C & D)



Example A



Example B



Example D

Example C

